



Preparation for Use



Lock the Trigger by setting the Safety Switch to Position "LOCK"



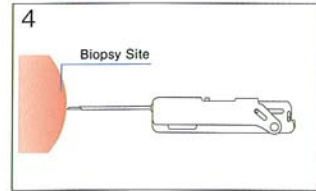
Pull up the Cover until you hear "click" sound. And then close the Cover.



Finally, check that the inside of Sampling Lever Window is "Cream" Color.



Fully Automatic Firing



Position the needle adjacent to the biopsy site.

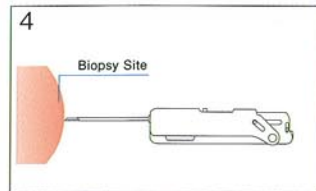


Set the Safety Switch to Position "FIRE" and fully push the Trigger. This will advance the obturator and cannula consecutively.



Remove the ACECUT from the patient. Slide the Sampling Lever backwards to reveal the specimen.

Semi-Automatic Firing



Position the needle adjacent to the biopsy site.



Set the Safety Switch to "FIRE" and push the trigger half way. In this case, only the obturator will be advanced.



Then, push the trigger fully flush with the body of ACECUT and this will advance the cutting cannula.



Remove the ACECUT from the patient. Slide the Sampling Lever backwards to reveal the specimen.

Product Ordering Information

11mm Needle Penetration		16mm Needle Penetration		22mm Needle Penetration	
Product Code	Size	Product Code	Size	Product Code	Size
ACE-110751	11G × 75mm	ACE-110753	11G × 75mm	ACE-110752	11G × 75mm
ACE-111151	11G × 115mm	ACE-111153	11G × 115mm	ACE-111152	11G × 115mm
ACE-111501	11G × 150mm	ACE-111503	11G × 150mm	ACE-111502	11G × 150mm
ACE-112001	11G × 200mm	ACE-112003	11G × 200mm	ACE-112002	11G × 200mm
ACE-140751	14G × 75mm	ACE-140753	14G × 75mm	ACE-140752	14G × 75mm
ACE-141151	14G × 115mm	ACE-141153	14G × 115mm	ACE-141152	14G × 115mm
ACE-141501	14G × 150mm	ACE-141503	14G × 150mm	ACE-141502	14G × 150mm
ACE-142001	14G × 200mm	ACE-142003	14G × 200mm	ACE-142002	14G × 200mm
ACE-160751	16G × 75mm	ACE-160753	16G × 75mm	ACE-160752	16G × 75mm
ACE-161151	16G × 115mm	ACE-161153	16G × 115mm	ACE-161152	16G × 115mm
ACE-161501	16G × 150mm	ACE-161503	16G × 150mm	ACE-161502	16G × 150mm
ACE-162001	16G × 200mm	ACE-162003	16G × 200mm	ACE-162002	16G × 200mm
ACE-180751	18G × 75mm	ACE-180753	18G × 75mm	ACE-180752	18G × 75mm
ACE-181151	18G × 115mm	ACE-181153	18G × 115mm	ACE-181152	18G × 115mm
ACE-181501	18G × 150mm	ACE-181503	18G × 150mm	ACE-181502	18G × 150mm
ACE-182001	18G × 200mm	ACE-182003	18G × 200mm	ACE-182002	18G × 200mm
ACE-200751	20G × 75mm	ACE-200753	20G × 75mm	ACE-200752	20G × 75mm
ACE-201151	20G × 115mm	ACE-201153	20G × 115mm	ACE-201152	20G × 115mm
ACE-201501	20G × 150mm	ACE-201503	20G × 150mm	ACE-201502	20G × 150mm
ACE-202001	20G × 200mm	ACE-202003	20G × 200mm	ACE-202002	20G × 200mm

10 units per box sterile, individually packaged


LEADERSHIP THROUGH IMAGINATION

TSK TSK LABORATORY, JAPAN

1485-11, Soujya-Machi, Tochigi-Shi,
Tochigi-Ken, 328-0002 Japan

ITL TEL +81 282 27 8426 ITL FAX +81 282 27 1943
URL : www.tsklab.co.jp E-mail : tsk@tsklab.co.jp

Distributed by



ACECUT[®]

Automatic Biopsy System

